
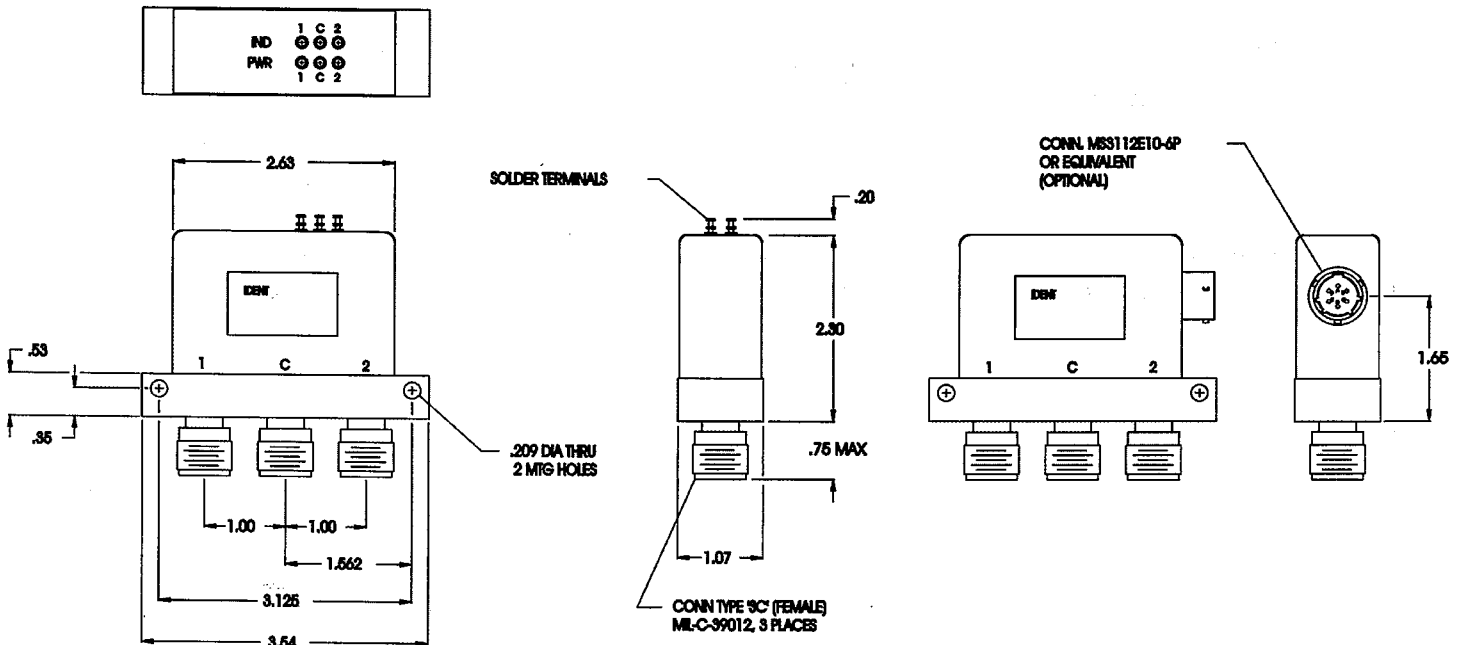


B9 SERIES SPDT DC - 6.0 GHz TYPE SC CONNECTORS HIGH POWER

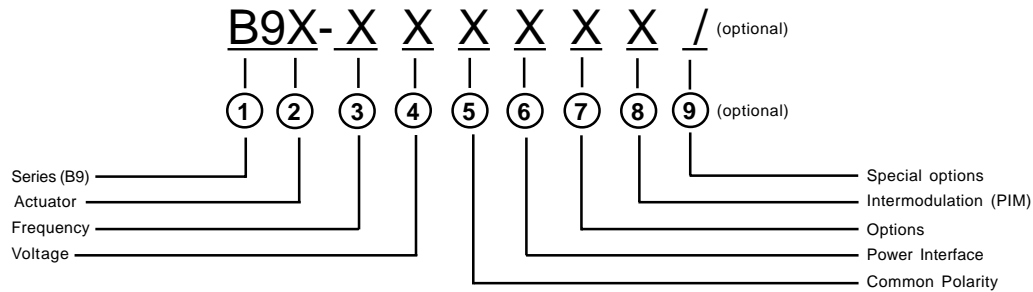


FREQUENCY: GHz	DC - 2.0	2.0 - 4.0	4.0 - 6.0
VSWR (MAX.)	1.25:1	1.35:1	1.50:1
INSERTION LOSS (MAX.)	0.25	0.35	0.50
ISOLATION (MIN.)	80	70	60
IMPEDANCE	50 Ohms		
MECHANICAL			
CONTACT	:	BREAK BEFORE MAKE	
ACTUATOR	:	FAILSAFE, LATCHING, MOMENTARY	
SWITCHING SPEED	:	20 mSEC MAX.	
ELECTRICAL			
ACTUATOR VOLTAGE	:	28.0, 24.0, 15.0, 12.0 Vdc	
ACTUATOR CURRENT	:	CONTACT CEI	
POWER HANDLING	:	1.75 KWCW @ 1.0GHz	
ENVIRONMENTAL			
OPERATING TEMP	:	-40 DEG. C TO 90 DEG. C (STANDARD) -54 DEG. C TO 90 DEG. C (OPT/MS)	
SINE VIBRATION	:	20 G'S	
RANDOM VIBRATION	:	15 G'S	
LIFE	:	1,000,000 CYCLES	
FINISH			
RF CAVITY	:	ALUMINUM ELECTROLESS NICKEL PLATED PER MIL-C-28074, CLASS 4 (EXCEPT LOW, ULTRA LOW & SUP. IM MODELS)	
ENCLOSURE	:	ALUMINUM, BLUE OR BLACK	
CONTACT	:	BERYLLIUM COPPER, GOLD PLATED PER MIL-G-45204	
CONNECTOR SHELL	:	CRES, PASSIVATED PER QQ-P-35 OR BRASS, ELECTROLESS NICKEL PLATED PER MIL-C-28074	
AVAILABLE OPTIONS			
INDICATOR CIRCUITRY	:	CUT OFF POWER CIRCUIT	
SUPPRESSION DIODE	:	D' SUB MINIATURE SERIES	
TTL LOGIC	:	MS CONNECTOR OR EQUIV. (MIL-SPEC)	
LOW & ULTRA LOW & SUPERIOR INTERMODULATION (IM)	:		

NOTE: SWITCH SHOWN WITH
INDICATOR OPTION



B9 SERIES PART NUMBER & ORDERING INFORMATION

**1 - Switch Series**

B9 SPDT TYPE SC

2 - Actuator

F	FAILSAFE	R	MOMENTARY
G	FAILSAFE WITH SUPPRESSION DIODE	S	MOMENTARY WITH SUPPRESSION DIODE
H	FAILSAFE WITH INDICATOR	T	MOMENTARY WITH INDICATOR
J	FAILSAFE WITH SUPPRESSION DIODE AND INDICATOR	U	MOMENTARY WITH SUPPRESSION DIODE AND INDICATOR
L	LATCHING	Y	OTHER (SPECIFY)
M	LATCHING WITH SUPPRESSION DIODE		
N	LATCHING WITH INDICATOR		
P	LATCHING WITH SUPPRESSION DIODE AND INDICATOR		

3 - Frequency Bandwidth

2	DC - 2.0 GHz
4	DC - 4.0 GHz
6	DC - 6.0 GHz
0	OTHER

4 - Voltage

1	10 - 14 Vdc (12.0 NOMINAL)	4	24 - 32 Vdc (28.0 NOMINAL)
2	13 - 18 Vdc (15.0 NOMINAL)	5	OTHER
3	20 - 30 Vdc (24.0 NOMINAL)	0	NOT REQUIRED

5 - Common Polarity

1	POSITIVE (+) COMMON
2	NEGATIVE (-) OR RETURN V _{dc} COMMON
0	NOT REQUIRED

6 - Power Interface

1	SOLDER TERMINAL (TOP OF SWITCH)	5	D' SUB MINIATURE SERIES (TOP OF SWITCH)
4	CONN MS3112E-XX-XXP OR EQUIV. (SIDE OF SWITCH)	8	OTHER

7 - Options

1	CUT OFF POWER CIRCUIT (LATCHING ONLY)	8	OTHER (SPECIFY)
2	TTL LOGIC	9	CUSTOM (ORDER)
3	CUT OFF PWR CIRCUIT & TTL LOGIC (LATCHING ONLY)	0	NO OTHER OPTIONS REQUIRED

8 - Intermodulation

7	LOW PASSIVE INTERMODULATION	9	ULTRA LOW PASSIVE INTERMODULATION
8	SUPERIOR PASSIVE INTERMODULATION	0	STANDARD SWITCH

9 - Special Options (optional - leave blank if not required)

/P	HIGH TEMP, HIGH POWER CONNECTOR
/MS	EXTENDED TEMP RANGE -54 DEG C TO + 90 DEG
/MSP	HIGH TEMP, HIGH POWER CONNECTOR AND EXTENDED TEMP RANGE